

## Kath's letter (Grammar)

- Description:** Students solve four 'fallen phrase' puzzles and then decide which future forms are used in each sentence.
- Use with or after:** *English Network 2 (New Edition)*, Unit 6, Step 1.
- Skill:** Grammar
- Focus:** Future forms: *going to*, *will*, present simple for future dates and times, future of *can* and *must*.
- Time:** 15 minutes
- Preparation:**
- Print out all three pages of this file.
  - Make copies of the second and third pages for each student in your class.
  - Bring the second Learner-CD with you to the lesson.
- Procedure:**
- Explain that they are going to solve some puzzles about a text they already know, namely Kath's letter to her friend Claire from Unit 6, Step 1 (page 88).
  - To prepare for the puzzles, play the recording of Kath reading this letter to her husband, from Learner-CD 2, track 26.
  - Then ask them to close their books (insist on this!) and give each student both pages of the worksheet, so that each student will have all four puzzles.
  - Students work with a partner to solve the four 'fallen phrase' puzzles. The letters are directly below the column in which they will fit, but jumbled within the column. The answer to each puzzle is a sentence from Kath's letter.
  - When everyone has finished, they should check their answers by looking at the letter on page 88 of *English Network 2 (New Edition)*, Unit 6, Step 1.
  - Then they should answer the four questions at the bottom of the second sheet.
  - Go through the answers to these questions with the entire class:
    - The **third** sentence includes the future of *must* (= *will have to*, introduced in Unit 4, Step 2).
    - The **first** sentence is about a definite plan or intention (= *going to*, as in *Today's grammar* on page 89).
    - The **fourth** sentence is about a future date and time (= the present simple, as in *Today's grammar* on page 89).
    - The **second** sentence states a future fact (= *will*, introduced in Unit 6, Step 2 of the previous book, *English Network 1 New Edition*) and includes the future of *can* (= *will be able to*, introduced in Unit 4, Step 2 of *English Network 2 New Edition*).

The sentences in the four 'fallen phrase' puzzles are:


- 1 We're going to have a farewell party here in the house.
- 2 Steve and Tania will be here, so you'll be able to see them, too.
- 3 I worry about her, but we'll just have to keep our fingers crossed.
- 4 Our ferry leaves at 13.45 on Friday 13<sup>th</sup>!

## Kath's letter, first page

Listen to Kath reading the letter that she has written to her friend Claire. If you wish, you can read along as you listen. The text is on page 88 of *English Network 2 (New Edition)*, Unit 6, Step 1.


Then close your book. Work with a partner to solve these four 'fallen phrase' puzzles. The letters are directly below the column in which they will fit, but jumbled within the column. The answer to each puzzle is a sentence from Kath's letter.

Sentence 1:



E H L  
 A A H E G E L N  
 W E R R Y H O I A  
 N T O R H A E O R S G  
 I P F T T E W V E U E E


Sentence 2:



A Y  
 E B E D E B E  
 T T V L E A N O L O E E  
 W O H L O U E L H T R N  
 S S I L E M B T T O S A E I A

## Kath's letter, second page

Sentence 3:



O

R O E R U R U S T  
I J G S T B H C A W O T L  
I E W E R E P T V E E S O L  
F H N U K R S Y A O B R U E D

Sentence 4:



T A

F R F H R N  
O E R I D E Y A T  
L U A V E S O R Y

Check your answers by looking at the letter on page 88 of *English Network 2 (New Edition)*, Unit 6, Step 1. Then answer these questions:

Which of these sentences ...

(Circle the right number)

- |   |   |   |   |   |
|---|---|---|---|---|
| ... includes the future of <i>must</i> ?                                | 1 | 2 | 3 | 4 |
| ... is about a definite plan or intention?                              | 1 | 2 | 3 | 4 |
| ... is about a future date and time?                                    | 1 | 2 | 3 | 4 |
| ... states a future fact <u>and</u> includes the future of <i>can</i> ? | 1 | 2 | 3 | 4 |